


# Spiegelachsen eintragen: Symbole




Prüfe mit dem Spiegel die Spiegelsymmetrie. Zeichne dann die Spiegelachse mit Bleistift und Lineal ein. Bei Figuren, die keine Spiegelachse besitzen, streichst du die Aufgabennummer durch.

1.




2.




3.



4.



5.




6.




7.




8.



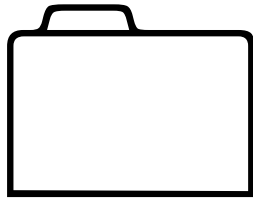
9.




10.



11.



12.



13.




14.



15.



16.



17.




18.



19.



20.




21.




22.




23.




24.



25.




26.



27.




28.




29.




30.




31.




32.




33.




34.




35.




36.




37.




38.




39.




40.




41.




42.



43.



44.




45.




46.



47.



48.



# Spiegelachsen eintragen: Lateinisch



**Benötigtes Material:** Spiegel; Lineal; Rotstift.

**Aufgabe:** Prüfe mit dem Spiegel die Spiegelsymmetrie. Zeichne dann die Spiegelachse mit einem Rotstift und Lineal ein. Bei Figuren, die keine Spiegelachse besitzen, streichst du die Aufgabennummer durch.

1.

A

5.

E

2.

B

6.

F

3.

C

7.

G

4.

D

8.

H

9.

I

14.

N

10.

J

15.

O

11.

K

16.

P

12.

L

17.

Q

13.

M

18.

R

19.

S

24.

X

20.

T

25.

Y

21.

U

26.

Z

22.

V

27.

Ä

23.

W

28.

Ü

*Wer bereits fertig ist zeichnet alle Kleinbuchstaben, die Spiegelachsen besitzen, mit diesen ins Heft.*



# Spiegelachsen eintragen: Griechisch



Prüfe mit dem Spiegel die Spiegelsymmetrie. Zeichne dann die Spiegelachse mit einem Rotstift und Lineal ein. Bei Buchstaben, die keine Spiegelachsen besitzen, streichst du deren Namen bei der Aufgabennummer durch.

1. Alpha  
alpha

2. Beta  
beta

3. Gamma  
gamma

4. Delta  
delta

5. Epsilon  
epsilon

6. Zeta  
zeta

Z

ζ

7. Eta  
eta

H

η

8. Theta  
theta

Θ

θ

9. Iota  
iota

I

ι

10. Kappa  
kappa

K

κ

11. Lambda  
lambda

Λ

λ

12. My  
my

Μ

μ

13. Ny  
ny

Ν

ν

14. Xi  
xi

Ξ

ξ

15. Omikron  
omikron

Ο

ο

16. Pi  
pi

Π



π

17. Rho  
rho


Ρ

ρ

18. Sigma  
sigma





19. Tau  
tau



20. Ypsilon  
ypsilon





21. Phi  
phi



22. Chi  
chi



23. Psi  
psi



Wer fertig ist, zeichnet den letzten  
griechischen und die lateinische  
Buchstaben mit Spiegelachsen ins Heft.

24. Omega  
omega

